






PLEASE REVIEW INCLUDED VIDEO [dc16_badge_test_video.mov](#)

Test Procedure:

1. Insert 9V battery and turn on the DC16 Test Unit
 - RED LED should be ON
2. Hold DC16 Test Unit in front of the DC16 Badge
3. Insert CR123A battery or apply +3V DC to the DC16 Badge



4. DC16 Test Unit GREEN LED should turn ON
5. All LEDs on the front of the DC16 Badge should turn RED for ~1 second and then begin animation sequence
 - If an individual LED does not turn RED, verify its connection to the PCB and fix
 - If DC16 Test Unit LED does not turn GREEN, verify Q1, D9, R9, R11, R13



7. Remove power
8. Test complete